

LENGTH MEASURES





EASY READING RULES



DETAILS


- New original scale for easy reading (registered design)
- Wave shaped height of markings
- Points every 2 mm to prevent misreading
- Bent end edge for easy pick up (except rule 1 meter)
- Stainless steel, satin finished
- Black etched scale
- Ground edges
- Available in 15 x 0.5 mm or 30 x 1 mm execution
- Not sold in USA and JAP

ARTICLES OF THE RANGE

Ref.		L mm				
24300	8001066243006	150	15 x 0,5	mm	x	1
24301	8001066243013	200	15 x 0,5	mm	x	1
24303	8001066243037	300	15 x 0,5	mm	x	1
24320	8001066243204	300	30 x 1	mm	x	1
24321	8001066243211	500	30 x 1	mm	x	1
24322	8001066243228	1000	30 x 1	mm	x	1

GALLERY









SECTION
15 x 0,5 mm



||
SECTION
30 x 1 mm

